

Student's Name _____

Teacher # _____ Branch _____

**Winds
Treble Clef
Level 3**

Perfect Score: 90
Number Incorrect: _____
Final Score: _____
Grader's Initials: _____

Circle
Passing: 63 Pass / RAL
Convention Eligibility: 72 Yes / No


Certificate of Merit® Practice Theory Test

2014




Winds Treble Clef Level 3

1. Name the Major key for each of the following key signatures. (4 points total / 1 point each)



_____ Major _____ Major _____ Major _____ Major


2. Name the minor key for each of the following key signatures. (3 points total / 1 point each)




_____ minor _____ minor _____ minor

3. Add sharps (#) or flats (b) to complete the following Major and minor scales. (5 points total / 1 point each)

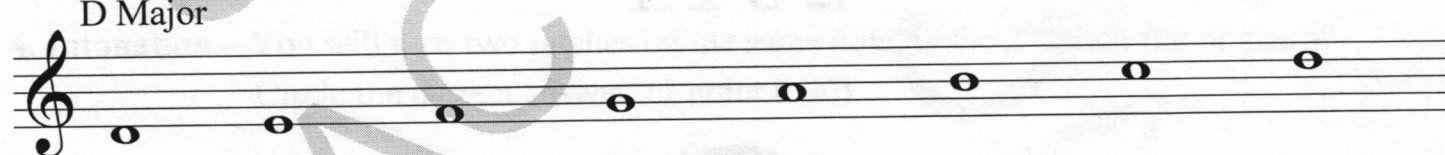
E Major




F Major



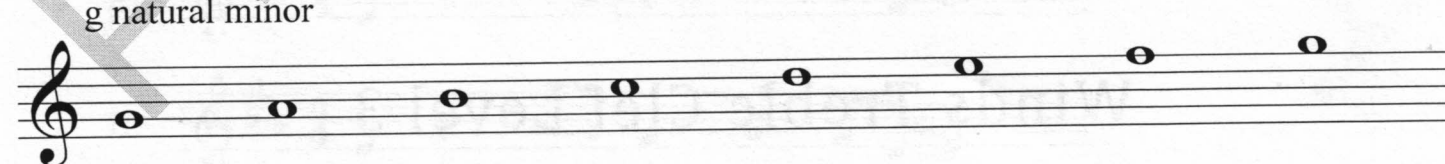
D Major



f natural minor



g natural minor



4. Check the correct Major scale interval pattern. (1 point total)

W = whole step; H = half step.

___ W W H W W H W

___ H W W H W W W

___ W W H W W W H

5. Identify each triad and indicate whether it is Major or minor. (3 points total / 1 point each)

The first one has been given.

C Major

6. Write the following arpeggios. The first one has been given. (4 points total / 1 point each)

C Major

G Major

c minor

f# minor

A \flat Major

7. Check the correct interval for each pair of notes. (4 points total / 1 point each)

___ whole step
___ half step

___ whole step
___ half step

___ whole step
___ half step

___ whole step
___ half step

8. Check the correct interval for each pair of notes. (4 points total / 1 point each)

___ 4th
___ 5th
___ 6th

___ unison
___ 2nd
___ 3rd

___ 3rd
___ 4th
___ 5th

___ 7th
___ octave (8th)
___ unison

9. Write the letter name for each note. (4 points total / 1 point each)

10. For each example, check the rest or group of rests that will receive the same number of beats. (3 points total / 1 point each)

a. _____ _____
 _____ _____
 _____ _____

b. _____ _____
 _____ _____
 _____ _____

c. _____ _____
 _____ _____
 _____ _____

11. Check the type of note that will receive one beat for each time signature. (2 points total / 1 point each)

a. _____ _____
 _____ _____
 _____ _____

b. _____ _____
 _____ _____
 _____ _____

12. Fill in the blanks with the correct number of beats. (6 points total / 1 point each)

a. In **C**, a gets _____ beat(s).

d. In , a gets _____ beat(s).

b. In **C**, a gets _____ beat(s).

e. In , a gets _____ beat(s).

c. In **C**, a gets _____ beat(s).

f. In , a gets _____ beat(s).

13. Check the correct counting for each example. (2 points total / 1 point each)

a.

_____ 1 2 3 4
 _____ 1 2 & 3 4







b.

_____ 1 & 2 & 3 &
 _____ 1 2 3 4

14. Name the type of note or rest for each of the following examples. (6 points total / 1 point each)

Choose terms from the Word Bank.

<u>Word Bank</u>
sixteenth rest
dotted half note
eighth note
dotted quarter rest
quarter note
half rest

- | | |
|--|--|
| a.  _____ | d.  _____ |
| b.  _____ | e.  _____ |
| c.  _____ | f.  _____ |

15. Check the correct tempo for each definition. (4 points total / 1 point each)

- | | | | |
|---------------------------|--------------|------------------|-------------|
| a. moderate walking tempo | ___ Adagio | c. quick, lively | ___ Vivace |
| | ___ Andante | | ___ Adagio |
| b. fast tempo | ___ Moderato | d. slow tempo | ___ Andante |
| | ___ Allegro | | ___ Adagio |

16. Check the term for each definition or symbol. (8 points total / 1 point each)

- | | |
|-----------------------------------|--------------------------|
| a. very, very soft | ___ <i>pianississimo</i> |
| | ___ <i>fortississimo</i> |
| b. the distance between two notes | ___ articulation |
| | ___ interval |
| c. gradually slower | ___ <i>Adagio</i> |
| | ___ <i>ritardando</i> |
| d. play one octave higher | ___ <i>octava</i> |
| | ___ <i>loco</i> |
| e. gradually softer | ___ <i>crescendo</i> |
| | ___ <i>diminuendo</i> |
| f. return to the sign | ___ <i>Da Capo</i> |
| | ___ <i>Dal Segno</i> |
| g. hold full value, stress | ___ <i>tenuto</i> |
| | ___ <i>accent</i> |
| h. return to original tempo | ___ <i>a tempo</i> |
| | ___ <i>alla breve</i> |

Andante 1 2 3 4

mp

5 6 7 8

Answer questions 17-23 about the above musical example. (9 points total / 1 point each)

17. What is the key? E \flat Major
 c minor
18. How many beats are in each measure? 4
 6
19. Which type of note receives one beat? eighth note
 quarter note
20. Check the correct name for the articulations in measure 1 and 3. accent
 tenuto
 staccato
21. Check the correct interval for the circled notes in the following measures. m. 2: 2nd 3rd unison
m. 6: 4th 5th 6th
m. 7: 5th 6th 7th
22. Check the correct name for the circled arpeggio in measure 5. E \flat Major
 A \flat Major
23. How many beats is the note in measure 8? 3
 6

Adagio 1 2 3 4

mf legato

5 6 7 8

rit.

mp

Answer questions 24-30 about the above musical example. (9 points total / 1 point each)

24. What is the key? G Major
 e minor
25. What kind of note gets one beat? quarter note
 half note
26. How many beats are in each measure? 2
 4
27. The term *legato* under measure 1 indicates the musical example should be played: with stress
 in a separated style
 smoothly
28. Check the correct name for the symbols under the following measures. m. 3/4: crescendo decrescendo
m. 7 : crescendo decrescendo
29. Check the correct interval for the circled notes in the following measures. m. 3: 4th 5th 6th
m. 5: 3rd 4th 5th
30. Check the correct definition for the circled term above measure 7. gradually slow down
 gradually get faster
 gradually get softer

Certificate of Merit

Woodwind Ear Training Exam – Level 3

Note: All musical examples will be played 3 times.

1. Scales – You will hear a scale. Circle the type of scale that matches the example you hear.

(4 points total / 1 point each)

Example 1: Major minor Chromatic

Example 2: Major minor Chromatic

Example 3: Major minor Chromatic

Example 4: Major minor Chromatic

2. Rhythm – You will hear a rhythmic pattern. Circle A or B below next to the pattern that matches the example you hear. (1 point total)



3. Intervals – You will hear an interval. Circle A or B below next to the interval that matches the example you hear. (2 points total / 1 point each)

Example 1: A. 3rd B. 2nd

Example 2: A. 4th B. 7th

4. Intonation – You will hear two pitches on the same note. Is the 2nd pitch flat or sharp? Circle the correct answer. (1 point total)

Flat

Sharp

5. Musical Example – You will hear a short musical phrase. Circle A or B below next to the phrase that matches the example you hear. (1 point total)

